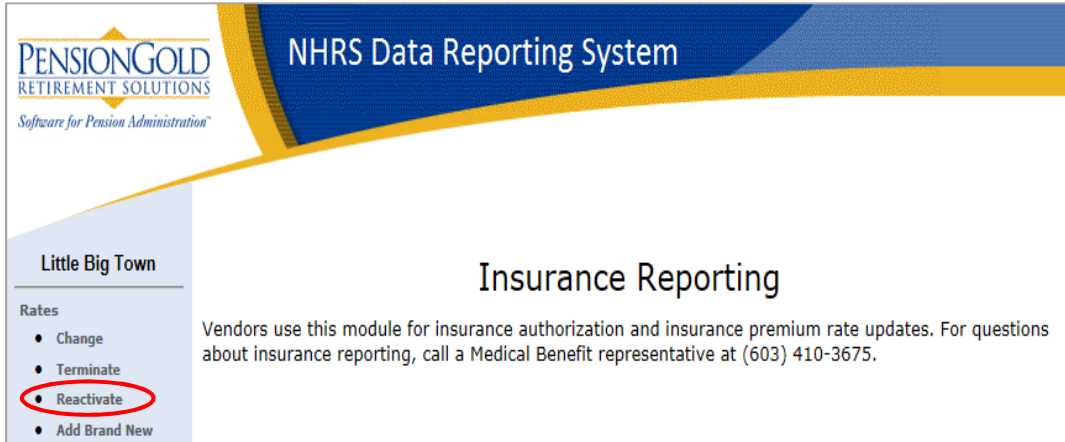


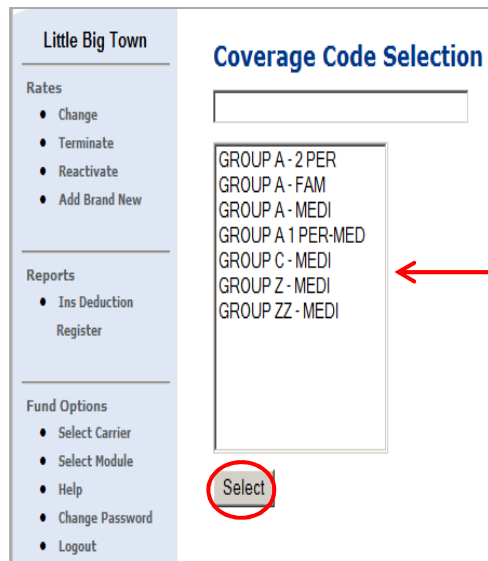
Reactivating a Terminated Rate

1. Click **Reactivate** under Rates.

Note: Only terminated coverage codes will appear.



2. Choose the coverage code you want to reactivate and press **Select**.



- Enter the rate under **New Rate** and the date on which the rate change comes into effect under **Effective Date**. Click **Save**.

Note: The Coverage Code, Collection ID, Premium Type, and Current Rate are prefilled with the information already existing in the NHRS computer system.

Little Big Town

Rates

- Change
- Terminate
- Reactivate
- Add Brand New

Reports

Re-activate Rate

Enter the new rate and effective date

Coverage Code	Collection ID	Coverage Description	Premium Type	New Rate	Effective Date
GROUP A - MEDI	1002047-A	1002047	Medicomp	\$ 698.79	11/01/2015

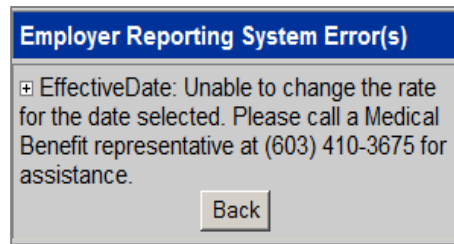
Save

↑

↑

- The following error message will appear if the Effective Date entered is a prior month or a date in the current month after the deadline for reactivating a rate has passed. Please either correct the date or call a Medical Benefits representative at (603) 410-3675.

Note: The current deadline for reactivating rates is the first of the month.



- If you do not receive the error message, or it has been corrected, you will see a summary confirmation page. Verify that the information you entered is correct. You may print the screen for your records.

Note: If the information is incorrect, please call a Medical Benefits representative to assist.

Little Big Town

Rates

- Change
- Terminate
- Reactivate
- Add Brand New

Reports

- Ins Deduction Register

Confirmation of Re-activated Rate

This new rate will remain in effect until changed. If this is not the intended result please call a Medical Benefit representative at (603) 410-3675 for assistance.

Rate: GROUP A - MEDI 1002047-A Medicomp. This rate was re-activated as follows:

New Rate: \$ 698.79

Effective Date: 12/01/2015

Print Screen