

NHRS DASHBOARD: FY 2023 Third Quarter

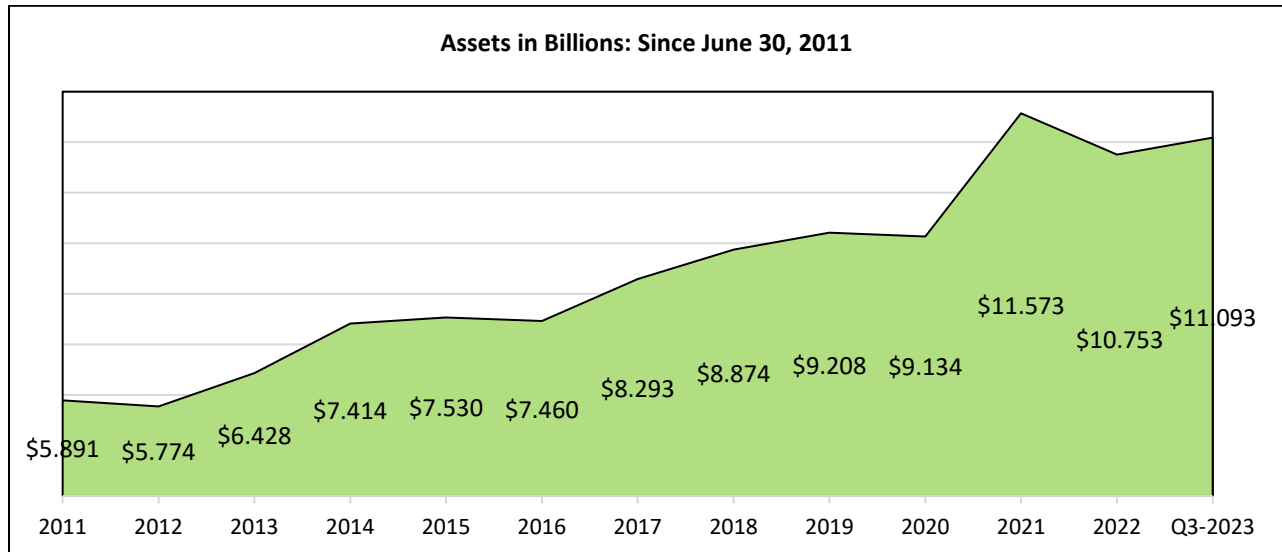
For the period January 1, 2023, to March 31, 2023

Updated: May 2023

TRUST FUND

3rd Quarter FY 2022: \$11.585 billion

3rd Quarter FY 2023: \$11.093*



* Unaudited

INVESTMENT PERFORMANCE

Net-of-fees returns	FYTD – 3/31/23*	1 yr. at 6/30/22	3 yr. at 6/30/22	5 yr. at 6/30/22	10 yr. at 6/30/22
Total Fund Composite	5.4%	-6.1%	7.1%	7.2%	8.5%
Peer comparison (percentile)	NA	34th	35th	36th	18th

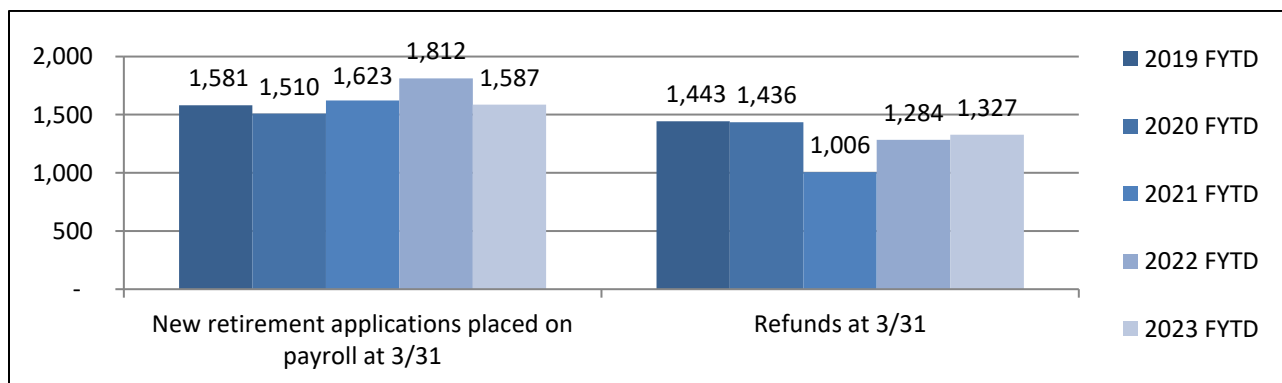
Assumed Rate of Return: 6.75%; * Annualized; valuation of real estate and alternative investments lagged three months

KEY PERFORMANCE MEASURES

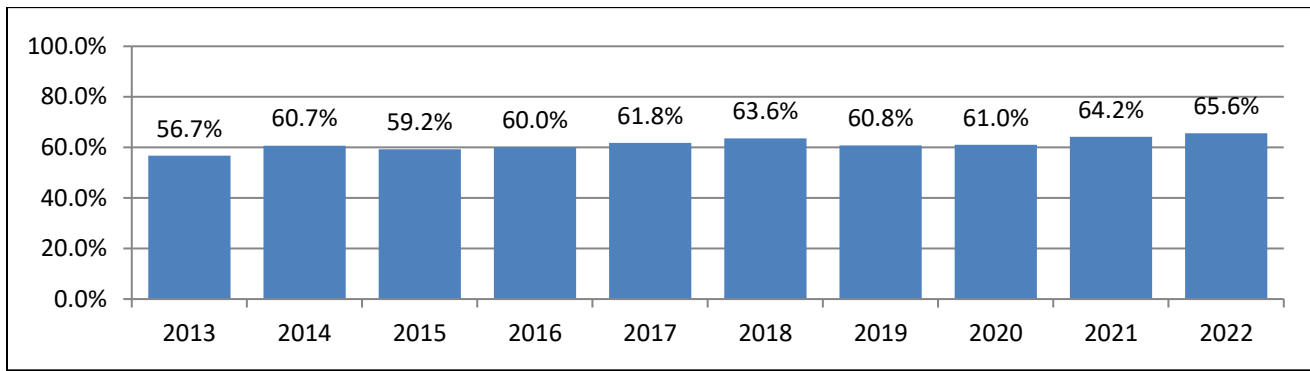
Jan. 2023: 95.51%	Feb. 2023: 98.86%	March 2023: 97.59%	12-month rolling average: 97.24%
-------------------	-------------------	--------------------	----------------------------------

Target: 95%

RETIREMENTS AND REFUNDS

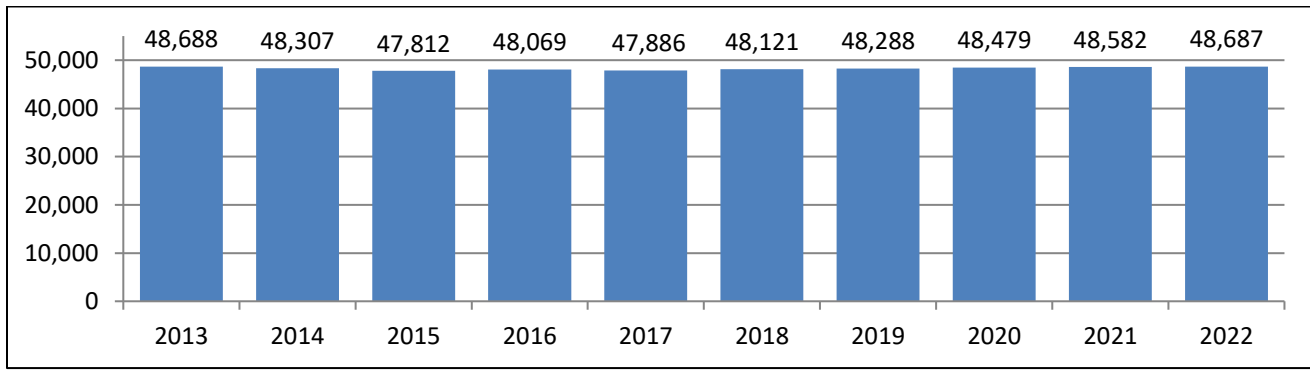


ACTUARIAL FUNDED RATIO



Funded ratio impacted by reductions to assumed rate of return and revised actuarial assumptions effective in 2015 and 2019

ACTIVE MEMBERS



RETIREEES & BENEFICIARIES

